


U.S. Wheat Associates

Harvest Report

June 15, 2018

Hard Red Winter

HRW harvest continued a rapid progression north well into central Kansas this last week, and industry contacts estimate the Kansas harvest is now about 19% complete. The industry believes Oklahoma's harvest is 81% complete and the Texas harvest is 70% complete. Yields continued to vary depending on planting dates and seasonal rainfall, but were higher than expected even in very dry areas. Most encouraging to the industry is that crop quality is holding up well with no slump in test weights and generally very good protein levels. Hot weather in the coming week will keep harvesters in the field and some think Kansas wheat harvest could be over in 7 to 10 more days. The HRW crop in northeast Colorado, Nebraska and into the northern Plains remains in good to very good condition. Though HRW in Montana is a bit behind normal, farmers there see good yield potential. As of today, data is available from 61 samples from Texas and Oklahoma, showing average test weight of 61.4 lb/bu (80.7 kg/hl) and average protein of 12.4% (12% moisture basis).


	WHEAT DATA								GRADE FACTORS						<input type="checkbox"/> Final
	Samples		Moisture %	Protein %	Dry Basis Protein %	Dockage %	TKW gm	FN sec	Grade	Test Weight		FM %	Damage %	S&B %	Defects %
	Tested	Expected								lb/bu	kg/hl				
This Week	61	500	11.1	12.4	14.1	0.7			1HRW	61.4	80.7	0.2	.01	1.4	1.7
Last Week	17	500	10.6	13.0	14.8	0.75			1HRW	60.1	79.1	0.2	.02	0.2	2.4
2017 Final	488	488	10.6	11.4	13.0	0.6	31.8	367	1 HRW	60.8	80.0	0.1	0.1	0.9	1.1

Results shown represent all samples collected through this and last week respectively.

Legend: Protein = 12% Moisture Basis; TKW = 1000 Kernel Weight; FN = Falling Number; FM = Foreign Material; S&B = Shrunken and Broken; n/a = not available.

Soft Red Winter

The SRW harvest is well underway from North Carolina to Arkansas and partial data from the first 11 samples taken from southeastern Missouri and Arkansas are available this week. Rain has been a challenge, particularly in the south central and east regions, with continued reports of crop damage and spotty delays. Yields and test weights vary rather widely. Samples are in from western Kentucky and southern North Carolina but have not yet been analyzed. The industry expects new data from northern Alabama and Tennessee to come in next week. Farmers in southern Illinois and Indiana are test cutting with temperatures slightly above normal this past week. A forecast with heat and generally less rain should help spur harvest progress.

	WHEAT DATA								GRADE FACTORS						<input type="checkbox"/> Final
	Samples		Moisture %	Protein %	Dry Basis Protein %	Dockage %	TKW gm	FN sec	Grade	Test Weight		FM %	Damage %	S&B %	Defects %
	Tested	Expected								lb/bu	kg/hl				
This Week	11	300	12.3	9.8	11.1		32.0	343							
Last Week		300													
2017 Final	270	270	12.7	9.5	10.8	0.4	34.2	320	2 SRW	58.8	77.4	0.1	1.1	0.5	1.7


Results shown represent all samples collected through this and last week respectively.

Legend: Protein = 12% Moisture Basis; TKW = 1000 Kernel Weight; FN = Falling Number; FM = Foreign Material; S&B = Shrunken and Broken; n/a = not available.

Hard Red Spring

Northern hard red spring (HRS) producers are pleased to see their wheat emerged and growing

on a more normal pace after this year's late start to planting. With 70% of the national HRS crop rated good to excellent, conditions held steady this week. Industry contacts in Montana say there has been remarkable recovery from last season's severe drought. With this encouraging start, continued rains will be needed, especially in eastern Montana and western North Dakota to replenish sub-soil moisture and make the 2018/19 DNS crop.


	WHEAT DATA								GRADE FACTORS							<input type="checkbox"/> Final
	Samples		Moisture %	Protein %	Dry Basis		TKW gm	FN sec	Grade	Test Weight		FM %	Damage %	S&B %	Defects %	DHV %
	Tested	Expected			Protein %	Dockage %				lb/bu	kg/hl					
This Week																
Last Week																
2017 Final	476	476	11.9	14.6	16.6	0.6	31.0	397	1 DNS	61.2	80.5	0.0	0.1	0.9	1.0	76

Results shown represent all samples collected through this and last week respectively.

Legend: Protein = 12% Moisture Basis; TKW = 1000 Kernel Weight; FN = Falling Number; FM = Foreign Material; S&B = Shrunken and Broken; n/a = not available.

Soft White

USDA shows that winter SW condition in the Pacific Northwest remains good to excellent with some improvement this past week. Harvest should start on a normal schedule around July 4.


	WHEAT DATA								GRADE FACTORS							<input type="checkbox"/> Final
	Samples		Moisture %	Protein %	Dry Basis		TKW gm	FN sec	Grade	Test Weight		FM %	Damage %	S&B %	Defects %	
	Tested	Expected			Protein %	Dockage %				lb/bu	kg/hl					
This Week																
Last Week																
2017 Final	512	400	8.9	9.6	10.9	0.5	35.5	335	1 SW	60.9	80.0	0.1	0.0	0.5	0.6	

Results shown represent all samples collected through this and last week respectively.

Legend: Protein = 12% Moisture Basis; TKW = 1000 Kernel Weight; FN = Falling Number; FM = Foreign Material; S&B = Shrunken and Broken; n/a = not available.

Durum

The 2018/19 hard amber durum crop is 98 percent planted in Montana and North Dakota. Emergence is slightly behind a year ago but ahead of the 5-year average in North Dakota and rain this week helped improve crop conditions slightly. In Montana, 61 percent is emerged and the first conditions ratings this past week pegged it at 42 percent good to excellent with 53 percent fair.

	WHEAT DATA								GRADE FACTORS							<input type="checkbox"/> Final
	Samples		Moisture %	Protein %	Dry Basis		TKW gm	FN sec	Grade	Test Weight		FM %	Damage %	S&B %	Defects %	HVAC %
	Tested	Expected			Protein %	Dockage %				lb/bu	kg/hl					
This Week																
Last Week																
2017 Final	121	113	11.1	14.5	16.5	1.0	36.9	384	1 HAD	60.4	78.7	0.0	0.1	1.1	1.2	83

Results shown represent all samples collected through this and last week respectively.

Legend: Protein = 12% Moisture Basis; TKW = 1000 Kernel Weight; FN = Falling Number; FM = Foreign Material; S&B = Shrunken and Broken; n/a = not available.

