

U.S. Wheat Associates

Harvest Report

July 3, 2019


Hard Red Winter

The 2019 HRW harvest progressed steadily this week in the southern and central Great Plains due to continuing favorable weather conditions. Harvest is now 81% complete in Texas, 90% in Oklahoma, 33% in Kansas, and beginning in southeastern Colorado.

Data is available from 140 samples from Texas, Oklahoma, and the southern Kansas border, showing an average test weight average of 59.9 lb/bu (78.8 kg/hl), an increase from last week's 59.6 lb/bu (78.4 kg/hl). Average dockage of 0.4% remains the same as last week, while total defects decreased from 1.6% last week to 1.5% this week as the damaged kernel component dropped by 0.1%. Average protein content increased across the 140 samples this week to 11.3%, up from last week's 11.1%. Early composited samples made up of sub-samples averaging over 11% protein continue to indicate good protein quality.

Crop progress remains behind average for Montana and South Dakota at 74% and 93% wheat headed, respectively. Other updates on harvest are posted online at

<https://www.facebook.com/okwheat/>, <http://kswheat.com/harvest>, <https://twitter.com/wheatsd>.

	WHEAT DATA								GRADE FACTORS						<input type="checkbox"/> Final
	Samples		Moisture %	Protein %	Dry Basis		TKW gm	FN sec	Grade	Test Weight		FM %	Damage %	S&B %	Defects %
	Tested	Expected			Protein %	Dockage %				lb/bu	kg/hl				
This Week	140	500	11.9	11.3		0.4	33.0		2HRW	59.9	78.8	0.2	0.5	0.8	1.5
Last Week	103	500	12.2	11.3		0.4	33.0	408	2HRW	59.4	78.2	0.2	0.5	0.8	1.5
2018 Final	479	500	10.8	12.3	14.4	0.5		371	1HRW	61.1	80.4	0.1	0.1	1.1	1.2

Results shown represent all samples collected through this and last week respectively.


Legend: Protein = 12% Moisture Basis; TKW = 1000 Kernel Weight; FN = Falling Number; FM = Foreign Material; S&B = Shrunken and Broken; n/a = not available.

Soft Red Winter

Weather finally cooperated across the SRW region, with harvest progressing nicely though still behind last year's pace. The latest NASS data rates 30-45% of the Midwest crop good to excellent. An additional 39 samples in the lab this week brings the total to 107 out of an expected 300. Sample collection wrapped up in Arkansas, Kentucky, North Carolina, Virginia and Maryland, progressed in Missouri, Illinois and Indiana, and is expected to begin in Ohio on Friday.

The additional samples analyzed this week decreased the protein (12% moisture basis) by 0.2% to 9.45% compared to the final 10.1% in 2018. Falling number (FN) value decreased by 10 seconds to 289 from last week's 299 while 1000 kernel weight (TKW) increased by 0.8 grams to 31.9. Average test weight on individual samples remains at 57.8 lb/bu while composite test weight increased by 0.3 to 57.2 lb/bu (75.3 kg/hl).

Flour analysis is expected next week.

	WHEAT DATA								GRADE FACTORS						<input type="checkbox"/> Final
	Samples		Moisture %	Protein %	Dry Basis		TKW gm	FN sec	Grade	Test Weight		FM %	Damage %	S&B %	Defects %
	Tested	Expected			Protein %	Dockage %				lb/bu	kg/hl				


	Tested	Expected	%	%	%	%	gm	sec		lb/bu	kg/hl	%	%	%	%
This Week	107	300	12.7	9.5	10.8	0.3	31.9	289	3SRW	57.2	75.3	0.2	1.4	1.0	2.6
Last Week	68	300	12.6	9.7	11.2	0.4	31.1	299	3SRW	56.9	74.9	0.3	1.7	1.1	3.1
2018 Final	265	300	12.5	10.1	11.5	0.3	29.9	318	3 SRW	57.5	75.7	0.1	0.8	0.5	1.3

Results shown represent all samples collected through this and last week respectively.

Legend: Protein = 12% Moisture Basis; TKW = 1000 Kernel Weight; FN = Falling Number; FM = Foreign Material; S&B = Shrunken and Broken; n/a = not available.

Hard Red Spring

Crop development continues to remain behind average with 25% headed, compared to last year's 55%. Despite recent scattered rains, drought conditions along the northern borders of North Dakota, Montana and Minnesota are stressing the crop; more moisture is needed for optimal development. Overall, the spring wheat crop continues to remain stable with 75% of the crop rated good to excellent condition. Visit <https://ndwheat.com/buyers/CropProgressReport/> for more information.


	WHEAT DATA								GRADE FACTORS							<input type="checkbox"/> Final
	Samples		Moisture	Protein	Dry Basis		TKW	FN	Grade	Test Weight		FM	Damage	S&B	Defects	DHW
	Tested	Expected	%	%	Protein	Dockage	gm	sec		lb/bu	kg/hl					
This Week																
Last Week																
2018 Final	464	464	11.8	14.6	16.6	0.6	32.0	414	1 DNS	61.7	81.1	0.0	0.1	0.7	0.8	90

Results shown represent all samples collected through this and last week respectively.

Legend: Protein = 12% Moisture Basis; TKW = 1000 Kernel Weight; FN = Falling Number; FM = Foreign Material; S&B = Shrunken and Broken; n/a = not available.

Soft White

Harvest is expected to begin in Washington next week though the late spring still has some areas two weeks behind average. In Idaho, test cuttings are expected to begin in two weeks. The soft white growing region has seen a good amount of needed moisture this past week. Latest NASS report rates for the winter crop have Washington at 74% good to excellent, Oregon at 59% and Idaho at 70%. Spring SW conditions have improved with 64% of the crop rated good to excellent in Oregon, 68% for Idaho and 75% for Washington. Overall, the crop is expected to be about equal to the five-year average.


	WHEAT DATA								GRADE FACTORS							<input type="checkbox"/> Final
	Samples		Moisture	Protein	Dry Basis		TKW	FN	Grade	Test Weight		FM	Damage	S&B	Defects	
	Tested	Expected	%	%	Protein	Dockage	gm	sec		lb/bu	kg/hl					%
This Week																
Last Week																
2018 Final	473	390	8.6	9.3	10.4	0.5	35.7	315	1 SW	61.7	81.2	0.0	0.0	0.5	0.6	

Results shown represent all samples collected through this and last week respectively.

Legend: Protein = 12% Moisture Basis; TKW = 1000 Kernel Weight; FN = Falling Number; FM = Foreign Material; S&B = Shrunken and Broken; n/a = not available.

Durum

The northern durum crop remains behind average with crop emergence at 12%, compared to 38% last year. Crop ratings have dropped again this past week due to continued drought conditions in the growing region. The durum crop rated good to excellent decreased to 65% this week. Like the HRS crop, more rains are needed for optimal development of the northern durum crop. Visit <https://ndwheat.com/buyers/CropProgressReport/> for more information.

	WHEAT DATA								GRADE FACTORS							<input type="checkbox"/> Final
	Samples		Moisture	Protein	Dry Basis Protein	Dockage	TKW	FN	Grade	Test Weight		FM	Damage	S&B	Defects	HVAC
	Tested	Expected	%	%	%	%	gm	sec		lb/bu	kg/hl	%	%	%	%	%
This Week																
Last Week																
2018 Final	129	119	11.3	14.2	16.1	1.2	40.7	418	1 HAD	61.5	80.1	0.0	0.0	1.0	1.0	88.3

Results shown represent all samples collected through this and last week respectively.

Legend: Protein = 12% Moisture Basis; TKW = 1000 Kernel Weight; FN = Falling Number; FM = Foreign Material; S&B = Shrunken and Broken; n/a = not available.