


This Week	52	500	12.6	9.9	11.3		32.4	315							
Last Week	4	500	13.8	9.9	11.2		32.3	327							
2016 Final	484	484	12.4	9.4	10.7	0.5	32.3	330	2 SRW	58.6	77.2	0.1	0.8	0.5	1.4

Results shown represent all samples collected through this and last week respectively.

Legend: Protein = 12% Moisture Basis; TKW = 1000 Kernel Weight; FN = Falling Number; FM = Foreign Material; S&B = Shrunken and Broken; n/a = not available.

Hard Red Spring

No Data Available


	WHEAT DATA								GRADE FACTORS							<input type="checkbox"/> Final
	Samples		Moisture	Protein	Dry Basis		TKW	FN	Grade	Test Weight		FM	Damage	S&B	Defects	DHV
	Tested	Expected	%	%	Protein	Dockage	gm	sec		lb/bu	kg/hl					
This Week																
Last Week																
2016 Final	475	475	12.0	14.2	16.1	0.7	31.4	413	1 DNS	61.3	80.6	0.0	0.1	0.8	0.9	79

Results shown represent all samples collected through this and last week respectively.

Legend: Protein = 12% Moisture Basis; TKW = 1000 Kernel Weight; FN = Falling Number; FM = Foreign Material; S&B = Shrunken and Broken; n/a = not available.

Soft White

No Data Available


	WHEAT DATA								GRADE FACTORS							<input type="checkbox"/> Final
	Samples		Moisture	Protein	Dry Basis		TKW	FN	Grade	Test Weight		FM	Damage	S&B	Defects	
	Tested	Expected	%	%	Protein	Dockage	gm	sec		lb/bu	kg/hl					%
This Week																
Last Week																
2016 Final	402	402	9.8	10.1	11.5	0.6	36.3	314	1 SW	60.8	80.0	0.0	0.1	0.6	0.6	

Results shown represent all samples collected through this and last week respectively.

Legend: Protein = 12% Moisture Basis; TKW = 1000 Kernel Weight; FN = Falling Number; FM = Foreign Material; S&B = Shrunken and Broken; n/a = not available.

Durum

No Data Available

	WHEAT DATA								GRADE FACTORS							<input type="checkbox"/> Final
	Samples		Moisture	Protein	Dry Basis		TKW	FN	Grade	Test Weight		FM	Damage	S&B	Defects	HVAC
	Tested	Expected	%	%	Protein	Dockage	gm	sec		lb/bu	kg/hl					
This Week																
Last Week																
2016 Final	113	113	11.5	13.7	15.6	0.8	39.8	411	1 HAD	60.5	78.8	0.0	0.4	0.9	1.3	85

Results shown represent all samples collected through this and last week respectively.

Legend: Protein = 12% Moisture Basis; TKW = 1000 Kernel Weight; FN = Falling Number; FM = Foreign Material; S&B = Shrunken and Broken; n/a = not available.

