


2015 Final	519	500	12.7	9.9	11.3	0.7	32.0	267	3 SRW	56.9	75.0	0.1	3.4	0.6	4.1
---------------	-----	-----	------	-----	------	-----	------	-----	-------	------	------	-----	-----	-----	-----

Results shown represent all samples collected through this and last week respectively.

Legend: Protein = 12% Moisture Basis; TKW = 1000 Kernel Weight; FN = Falling Number; FM = Foreign Material; S&B = Shrunken and Broken; n/a = not available.

Hard Red Spring

No Data Available


	WHEAT DATA								GRADE FACTORS							<input type="checkbox"/> Final
	Samples		Moisture %	Protein %	Dry Basis		TKW gm	FN sec	Grade	Test Weight		FM %	Damage %	S&B %	Defects %	DHV %
	Tested	Expected			Protein	Dockage				lb/bu	kg/hl					
This Week																
Last Week																
2015 Final	430	430	12.1	14.2	16.1	0.8	32.0	412	1 DNS	61.4	80.7	0.0	0.2	0.8	1.0	77

Results shown represent all samples collected through this and last week respectively.

Legend: Protein = 12% Moisture Basis; TKW = 1000 Kernel Weight; FN = Falling Number; FM = Foreign Material; S&B = Shrunken and Broken; n/a = not available.

Soft White

No Data Available


	WHEAT DATA								GRADE FACTORS							<input type="checkbox"/> Final
	Samples		Moisture %	Protein %	Dry Basis		TKW gm	FN sec	Grade	Test Weight		FM %	Damage %	S&B %	Defects %	
	Tested	Expected			Protein	Dockage				lb/bu	kg/hl					
This Week																
Last Week																
2015 Final	448	440	8.9	10.9	12.4	0.6	30.8	354	2 SW	59.3	78.0	0.0	0.1	1.0	1.1	

Results shown represent all samples collected through this and last week respectively.

Legend: Protein = 12% Moisture Basis; TKW = 1000 Kernel Weight; FN = Falling Number; FM = Foreign Material; S&B = Shrunken and Broken; n/a = not available.

Durum

No Data Available

	WHEAT DATA								GRADE FACTORS							<input type="checkbox"/> Final
	Samples		Moisture %	Protein %	Dry Basis		TKW gm	FN sec	Grade	Test Weight		FM %	Damage %	S&B %	Defects %	HVAC %
	Tested	Expected			Protein	Dockage				lb/bu	kg/hl					
This Week																
Last Week																
2015 Final	116	118	11.3	13.9	15.8	0.9	39.1	420	1 HAD	60.6	78.9	0.0	0.2	1.1	1.3	91

Results shown represent all samples collected through this and last week respectively.

Legend: Protein = 12% Moisture Basis; TKW = 1000 Kernel Weight; FN = Falling Number; FM = Foreign Material; S&B = Shrunken and Broken; n/a = not available.