



# U.S. Wheat Associates

## Weekly Price Report

April 11, 2014

| Export Region    | Percent Protein<br>12% (Dry) Moisture Basis |      | APR (K14)              |                      |       | APR (K14)    |               | MAY (K14)    |               | JUN (N14)    |               | JUL (N14)    |               | AUG (U14)    |               | SEP (U14)    |               | OCT (Z14)    |               | Year Ago<br>(nearbys)<br>\$/MT |
|------------------|---|------|------------------------|----------------------|-------|--------------|---------------|--------------|---------------|--------------|---------------|--------------|---------------|--------------|---------------|--------------|---------------|--------------|---------------|--------------------------------|
|                  |   |      | (nearbys)<br>FOB \$/bu | week change<br>\$/bu | \$/MT | FOB<br>\$/MT | Basis<br>¢/bu | FOB<br>\$/MT | Basis<br>¢/bu | FOB<br>\$/MT | Basis<br>¢/bu | FOB<br>\$/MT | Basis<br>¢/bu | FOB<br>\$/MT | Basis<br>¢/bu | FOB<br>\$/MT | Basis<br>¢/bu | FOB<br>\$/MT | Basis<br>¢/bu |                                |
| Great Lakes      | NS/DNS 13.0 (14.8)                          | M    | 8.02                   | -0.20                | -7    | 295          | 100           | 295          | 100           | 297          | 100           | 301          | 110           | 303          | 110           | 300          | 100           | 304          | 100           | 324                            |
|                  | NS/DNS 13.5 (15.3)                          | M    | 8.12                   | -0.20                | -7    | 298          | 110           | 298          | 110           | 301          | 110           | 305          | 120           | 307          | 120           | 303          | 110           | 307          | 110           | 324                            |
|                  | NS/DNS 14.0 (15.9)                          | M    | 8.32                   | -0.20                | -7    | 306          | 130           | 306          | 130           | 308          | 130           | 312          | 140           | 314          | 140           | 311          | 130           | 315          | 130           | 324                            |
| Gulf of Mexico   | NS/DNS 13.0 (14.8)                          | M    | 9.52                   | -0.20                | -7    | 350          | 250           | 339          | 220           | 340          | 215           | 338          | 210           | 340          | 210           | 338          | 205           | 342          | 205           | 357                            |
|                  | NS/DNS 13.5 (15.3)                          | M    | 9.67                   | -0.20                | -7    | 355          | 265           | 344          | 235           | 345          | 230           | 343          | 225           | 346          | 225           | 344          | 220           | 348          | 220           | 357                            |
|                  | NS/DNS 14.0 (15.9)                          | M    | 9.82                   | -0.20                | -7    | 361          | 280           | 350          | 250           | 351          | 245           | 349          | 240           | 351          | 240           | 349          | 235           | 353          | 235           | 357                            |
|                  | HRW Ord                                     | K    | 8.83                   | -0.21                | -8    | 324          | 160           | 317          | 140           | 317          | 135           | 316          | 130           | 317          | 125           | 319          | 130           | 321          | 125           | 324                            |
|                  | HRW 11.0 (12.5)                             | K    | 8.88                   | -0.21                | -8    | 326          | 165           | 319          | 145           | 319          | 140           | 317          | 135           | 319          | 130           | 321          | 135           | 323          | 130           | 324                            |
|                  | HRW 11.5 (13.1)                             | K    | 8.93                   | -0.21                | -8    | 328          | 170           | 321          | 150           | 321          | 145           | 319          | 140           | 321          | 135           | 322          | 140           | 325          | 135           | 324                            |
|                  | HRW 12.0 (13.6)                             | K    | 8.98                   | -0.21                | -8    | 330          | 175           | 322          | 155           | 323          | 150           | 321          | 145           | 322          | 140           | 324          | 145           | 327          | 140           | 326                            |
|                  | HRW 12.5 (14.2)                             | K    | 9.08                   | -0.21                | -8    | 333          | 185           | 326          | 165           | 327          | 160           | 325          | 155           | 326          | 150           | 328          | 155           | 330          | 150           | 328                            |
| SRW              | C   | 7.62 | 0.02                   | 1                    | 280   | 100          | 275           | 85           | 270           | 65           | 268           | 60           | 272           | 60           | 275           | 70           | 288           | 90           | 287           |                                |
| Pacific N. West  | NS/DNS 13.0 (14.8)                          | M    | 9.22                   | -0.20                | -7    | 339          | 220           | 324          | 180           | 321          | 165           | 318          | 155           | 316          | 145           | 314          | 140           | 318          | 140           | 357                            |
|                  | NS/DNS 13.5 (15.3)                          | M    | 9.32                   | -0.20                | -7    | 342          | 230           | 328          | 190           | 325          | 175           | 321          | 165           | 320          | 155           | 318          | 150           | 322          | 150           | 357                            |
|                  | NS/DNS 14.0 (15.9)                          | M    | 9.42                   | -0.20                | -7    | 346          | 240           | 331          | 200           | 329          | 185           | 325          | 175           | 324          | 165           | 322          | 160           | 326          | 160           | 357                            |
|                  | HRW Ord                                     | K    | 8.53                   | -0.11                | -4    | 313          | 130           | 313          | 130           | 316          | 130           | 314          | 125           | 304          | 90            | 306          | 95            | 312          | 100           | 341                            |
|                  | HRW 11.5 (13.1)                             | K    | 8.58                   | -0.11                | -4    | 315          | 135           | 315          | 135           | 317          | 135           | 316          | 130           | 306          | 95            | 308          | 100           | 314          | 105           | 343                            |
|                  | HRW 12.0 (13.6)                             | K    | 8.63                   | -0.11                | -4    | 317          | 140           | 317          | 140           | 319          | 140           | 321          | 145           | 311          | 110           | 313          | 115           | 319          | 120           | 345                            |
|                  | HRW 13.0 (14.8)                             | K    | 8.88                   | -0.11                | -4    | 326          | 165           | 326          | 165           | 328          | 165           | 330          | 170           | 321          | 135           | 322          | 140           | 328          | 145           | 358                            |
|                  | SW Unspecified                              | \$   | 7.85                   | -0.10                | -4    | 288          | 7.85          | 288          | 7.85          | 281          | 7.65          | 281          | 7.65          | 268          | 7.30          | 270          | 7.35          | 270          | 7.35          | 309                            |
|                  | SW 10.5 (11.9) Max                          | \$   | 7.95                   | -0.10                | -4    | 292          | 7.95          | 292          | 7.95          | 285          | 7.75          | 285          | 7.75          | 272          | 7.40          | 274          | 7.45          | 274          | 7.45          | 309                            |
|                  | SW 9.5 (10.8) Max                           | \$   | 8.15                   | -0.10                | -4    | 299          | 8.15          | 299          | 8.15          | 292          | 7.95          | 292          | 7.95          | 279          | 7.60          | 281          | 7.65          | 281          | 7.65          | 309                            |
| WW with 10% Club | \$  | 8.00 | -0.10                  | -4                   | 294   | 8.00         | 294           | 8.00         | 287           | 7.80         | 287           | 7.80         | 274           | 7.45         | 276           | 7.50         | 276           | 7.50         | 310           |                                |
| WW with 20% Club | \$  | 8.40 | -0.10                  | -4                   | 309   | 8.40         | 309           | 8.40         | 301           | 8.20         | 301           | 8.20         | 288           | 7.85         | 290           | 7.90         | 290           | 7.90         | 310           |                                |

**Durum:** a range of prices are available depending upon various quality attributes.

Offers from the Lakes range from \$9.66 to \$9.93/bu (\$355 to \$365/MT). Offers from Gulf ports range from \$10.34 to \$10.75/bu (\$380 to \$395/MT).

### Futures Settlements as of April 11, 2014

Grey positions not quoted on specific exchange

|                        | MAY (K14) | MAY (K14) | week change | JUL (N14) | week change | AUG (Q14) | week change | SEP (U14) | week change | NOV (X14) | week change | DEC (Z14) | week change | JAN (F15) | week change | MAR (H15) | week change |
|------------------------|-----------|-----------|-------------|-----------|-------------|-----------|-------------|-----------|-------------|-----------|-------------|-----------|-------------|-----------|-------------|-----------|-------------|
|                        | \$/MT     | \$/bu     | \$/bu       | \$/bu     | \$/bu       | \$/bu     | \$/bu       | \$/bu     | \$/bu       | \$/bu     | \$/bu       | \$/bu     | \$/bu       | \$/bu     | \$/bu       | \$/bu     | \$/bu       |
| Chicago BOT SRW        | 243.33    | 6.6225    | (0.0750)    | 6.7000    | (0.0650)    |           |             | 6.7975    | (0.0550)    |           |             | 6.9375    | (0.0450)    |           |             | 7.0600    | (0.0300)    |
| Kansas City BOT HRW    | 265.47    | 7.2250    | (0.1125)    | 7.2900    | (0.0950)    |           |             | 7.3750    | (0.0700)    |           |             | 7.4875    | (0.0625)    |           |             | 7.5400    | (0.0525)    |
| Minneapolis MGE NS/DNS | 257.84    | 7.0175    | (0.1975)    | 7.0950    | (0.1200)    |           |             | 7.1550    | (0.1075)    |           |             | 7.2650    | (0.0975)    |           |             | 7.3525    | (0.0775)    |
| Chicago BOT Corn       | 197.36    | 5.0125    | (0.0050)    | 5.0725    | (0.0025)    |           |             | 5.0700    | 0.0000      |           |             | 5.0500    | (0.0175)    |           |             | 5.1250    | (0.0050)    |
| Chicago BOT Soybeans   | 544.62    | 14.8225   | 0.0850      | 14.6550   | 0.1050      | 13.8875   | 0.1425      | 12.7500   | 0.1800      | 12.2550   | 0.1700      |           |             | 12.3075   | 0.1750      | 12.3500   | 0.1800      |

**Legend:** M = Minneapolis Grain Exchange; K = Kansas City Board of Trade; C = Chicago Board of Trade;  
 \$ = cash price quote; N/A = quote not available; closed = Great Lakes are closed to vessels for winter; ¢/bu = cents per bushel;  
 Futures Contract Month: H = March; K = May; N = July; U = September; Z = December  
 NS/DNS=Northern Spring/Dark Northern Spring (subclasses of Hard Red Spring); HRW=Hard Red Winter; SRW=Soft Red Winter; SW=Soft White; WW=Western White (White Club & Soft White)  
 F.O.B.= "Free on board" - Seller is responsible for placing grain at the end of the loading spout. Buyer is responsible for providing the ocean vessel and for all other costs after the grain is delivered on board.  
 Basis: The difference between the cash price and futures month for specific quality, shipping period and geographical location.

**Cash:** Durum, SW and WW are quoted in dollars per bushel (\$/bu.) rather than basis for each contract month.  
**Convert:** To compute cash price, add basis level and current futures to get price per bushel. Multiply by 36.743 to get price per metric ton.  
 Example: Basis = 70 and Future Price = \$9.00, the price per bushel is \$9.00 + .70 = \$9.70/bu. Price per metric ton is \$9.70 \* 36.743 = \$356/MT.

All prices are based upon U.S. number two grade or better as certified by the Federal Grain Inspection Service (FGIS).



# U.S. Wheat Associates

Weekly Price Report (page 2)

April 11, 2014

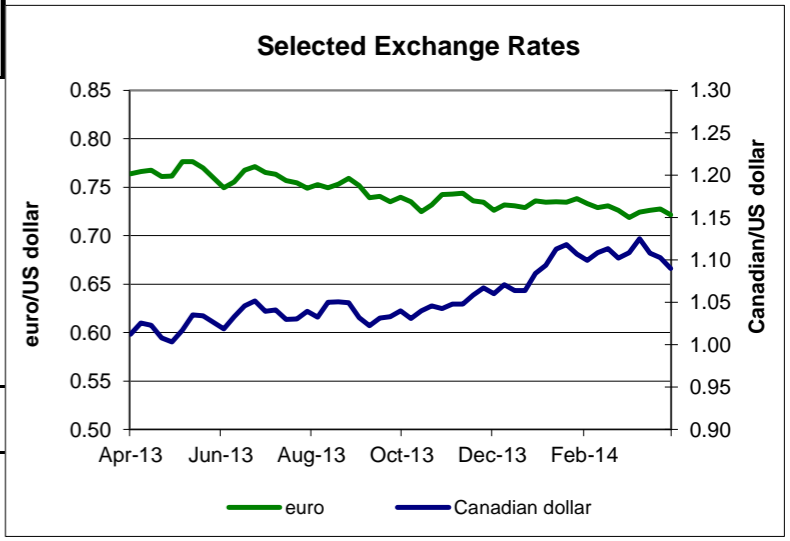
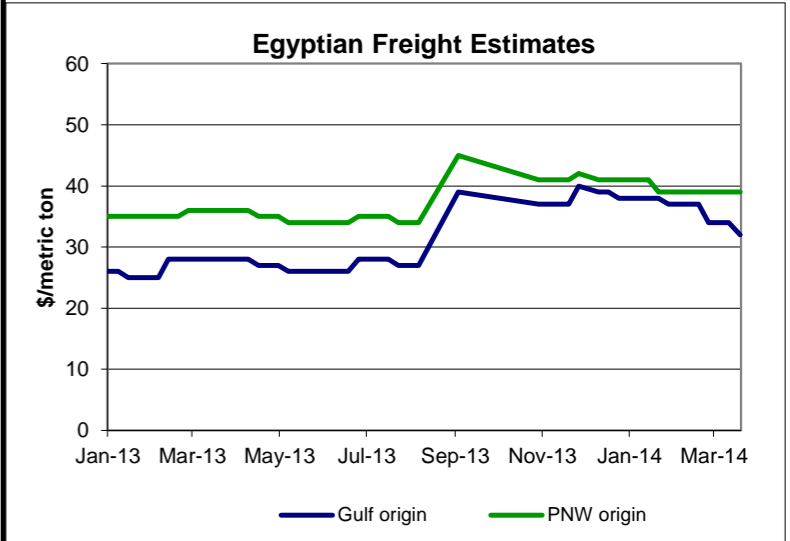
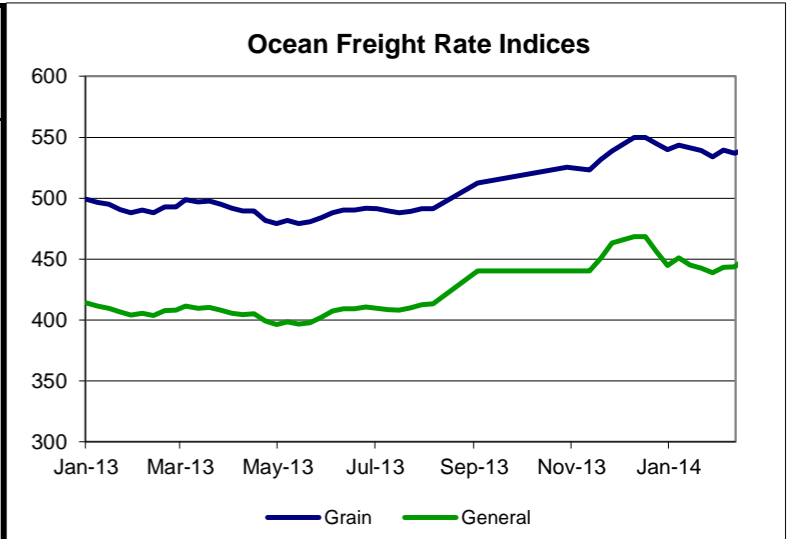
| Ocean Freight Rate Estimates by Origin* |                                  | U.S. dollars/metric ton |                    |                 | Freight Index** | General Index | Grain Freight Index | Number of Fixtures |
|---|----------------------------------|-------------------------|--------------------|-----------------|-----------------|---------------|---------------------|--------------------|
| Export Region                           | Import Region                    | Handy 25-30 TMT         | Handymax 40-46 TMT | Panamax 54+ TMT |                 |               |                     |                    |
| US Gulf                                 | Mexico (Veracruz)                | 19                      | 17                 |                 | 4/4/2014        | 450.8         | 536.4               | 362                |
|   | W. South America (Peru/Ecu)      | 37                      |                    |                 | 3/28/2014       | 458.9         | 542.7               | 441                |
|   | S. South America (Chile)         | 40                      |                    |                 | 3/21/2014       | 461.9         | 546.5               | 433                |
|   | N. South America (Colombia)      | 25                      |                    |                 | 3/14/2014       | 457.9         | 541.9               | 380                |
|   | E. South America (Brazil)        | 30                      |                    |                 | 3/7/2014        | 451.1         | 540.4               | 480                |
|   | West Africa (Nigeria)            | 35                      | 43                 |                 | 2/28/2014       | 443.7         | 537.0               | 389                |
|   | East Mediterranean (Italy)       | 39                      |                    |                 | 2/21/2014       | 443.4         | 539.5               | 427                |
|   | West Mediterranean (Morocco)     | 35                      |                    |                 | 2/14/2014       | 438.9         | 533.9               | 412                |
|   | Middle East (Egypt)              |                         |                    |                 | 2/7/2014        | 442.7         | 539.0               | 340                |
|   | Japan                            |                         |                    | 50              | 48              | 1/31/2014     | 445.0               | 541.3              |
| Mid Atlantic                            | N. South America (Venezuela)     | 35                      |                    |                 | 1/24/2014       | 451.1         | 543.5               | 394                |
|   | West Africa (Nigeria)            | 47                      |                    |                 | 1/17/2014       | 444.7         | 539.8               | 437                |
|   | Middle East (Egypt)              |                         |                    | 38              | 1/10/2014       | 455.9         | 544.8               | 455                |
| St. Lawrence                            | N. South America (Venezuela)     | 39                      |                    |                 | 1/3/2014        | 468.5         | 549.9               | 110                |
|   | Europe/Rotterdam                 | 30                      |                    |                 | 12/27/2013      | 468.5         | 549.9               | 110                |
|   | Middle East (Egypt)              |                         |                    | 37              | 12/20/2013      | 465.5         | 546.5               | 366                |
| Great Lakes                             | East Mediterranean (Italy)       | 70                      |                    |                 | 12/13/2013      | 463.4         | 538.9               | 433                |
|   | West Mediterranean (Spain)       | 65                      |                    |                 | 12/6/2013       | 450.8         | 531.6               | 416                |
|   | Rotterdam                        | 60                      |                    |                 | 11/29/2013      | 440.2         | 523.2               | 450                |
|   | West Africa (Morocco/Algeria)    | 65                      |                    |                 | 11/22/2013      | 436.1         | 520.2               | 430                |
| PNW                                     | W. South America (Peru/Ecu)      | 38                      |                    |                 | 11/15/2013      | 440.2         | 525.5               | 469                |
|   | S. South America (Chile)         | 41                      |                    |                 | 11/8/2013       | 442.5         | 530.6               | 404                |
|   | N. South America (Colombia)      | 34                      |                    |                 | 11/1/2013       | 436.1         | 521.5               | 359                |
|   | Middle East (Egypt)              |                         |                    | 39              | 10/25/2013      | 452.2         | 533.2               | 369                |
|   | East Africa (Djibouti/Mombasa)   |                         | 53                 |                 | 10/18/2013      | 455.1         | 536.1               | 340                |
|   | South Asia (Mal/Indon/Phil/Sing) |                         | 40                 | 36              | 10/11/2013      | 460.6         | 538.7               | 361                |
|   | Taiwan                           |                         | 34                 | 32              | 10/4/2013       | 458.3         | 535.9               | 408                |
|   | South Korea                      |                         | 32                 | 30              | 9/27/2013       | 457.3         | 533.3               | 422                |
|   | Japan                            |                         | 34                 | 29              | 9/20/2013       | 440.5         | 512.6               | 376                |

Note: Rates for freight leaving the Great Lakes are quoted for 18,000 MT "Salties."

Sources: \*Trade representatives and recent shipments, \*\*Maritime Research, Inc., \*\*\*Nominal Major Currencies, Federal Reserve Board

### Summary of Foreign Currency Exchange Rates (versus \$1 U.S. dollar)

| Week Ending   | Index*** | Argentina | Australia | Brazil | Canada  | Egypt  | EU     | Japan   | Russia |
|---------------|----------|-----------|-----------|--------|---------|--------|--------|---------|--------|
| 4/11/14       | N/A      | 8.004     | 1.062     | 2.193  | 1.090   | 6.993  | 0.721  | 101.728 | 35.570 |
| 4/4/14        | 102.94   | 8.003     | 1.084     | 2.277  | 1.103   | 6.992  | 0.727  | 103.932 | 35.535 |
| 3/28/14       | 103.10   | 8.007     | 1.082     | 2.291  | 1.108   | 6.983  | 0.726  | 102.116 | 35.596 |
| 3/21/14       | 103.61   | 7.955     | 1.108     | 2.346  | 1.125   | 6.978  | 0.725  | 102.398 | 36.193 |
| 4/11/13       | 100.08   | 5.133     | 0.951     | 1.978  | 1.015   | 6.835  | 0.764  | 99.350  | 30.935 |
| 4/11/09       | 109.61   | 3.678     | 1.392     | 1.392  | 1.227   | 5.669  | 0.761  | 100.404 | 33.604 |
| 1 year change | 2.86     | 55.94%    | 11.74%    | 10.88% | 7.35%   | 2.31%  | -5.64% | 2.39%   | 14.98% |
| 5 year change | -6.66    | 117.65%   | -23.66%   | 57.60% | -11.17% | 23.35% | -5.23% | 1.32%   | 5.85%  |

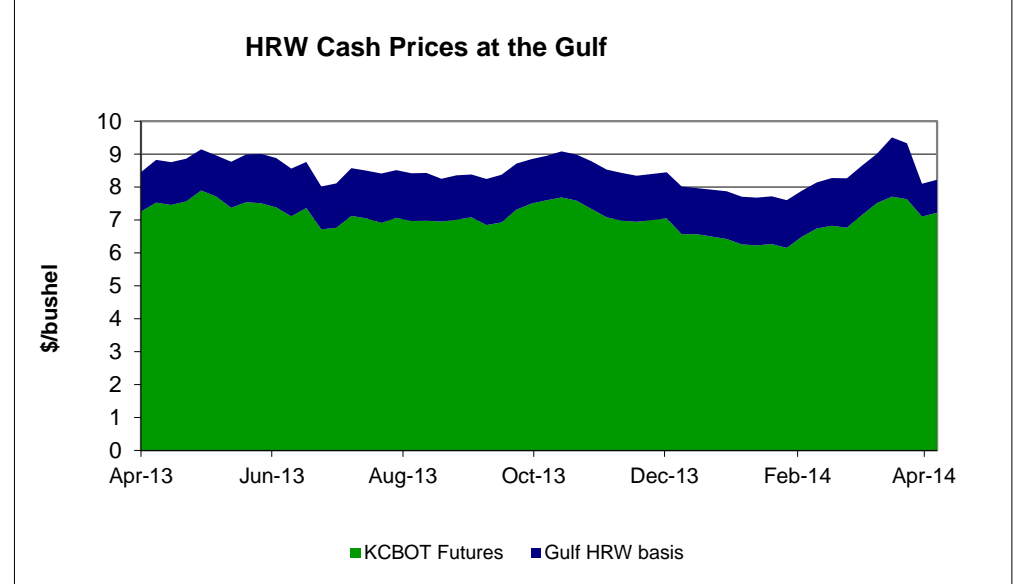
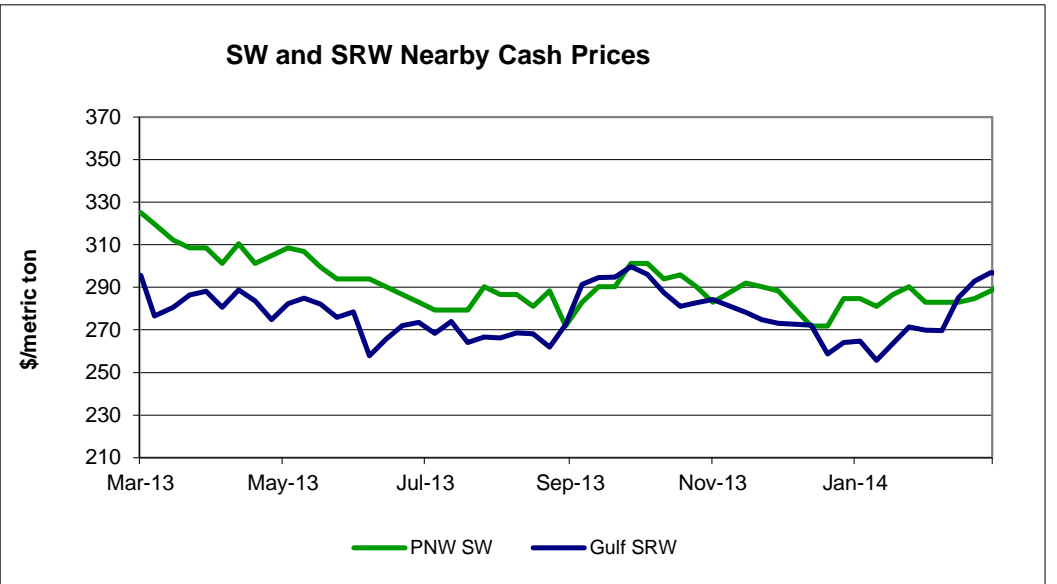
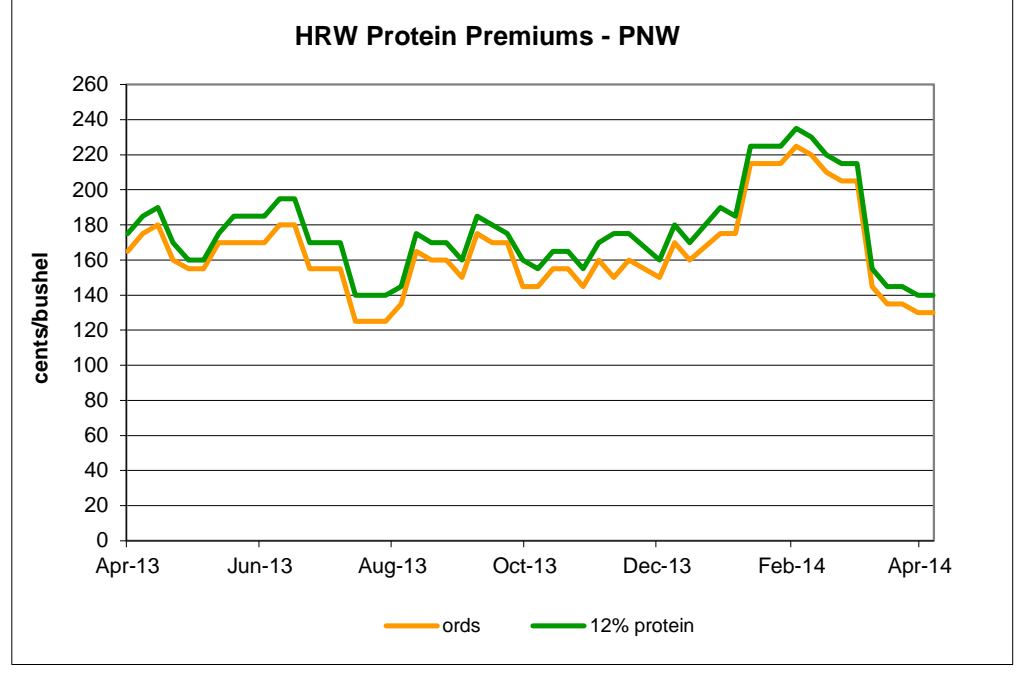
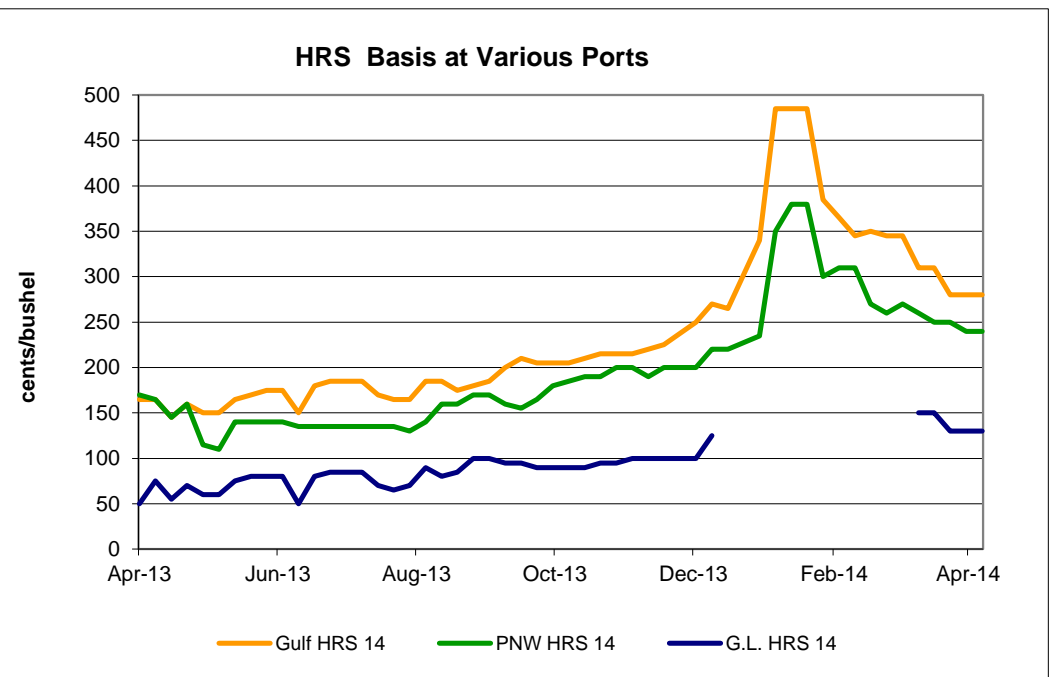
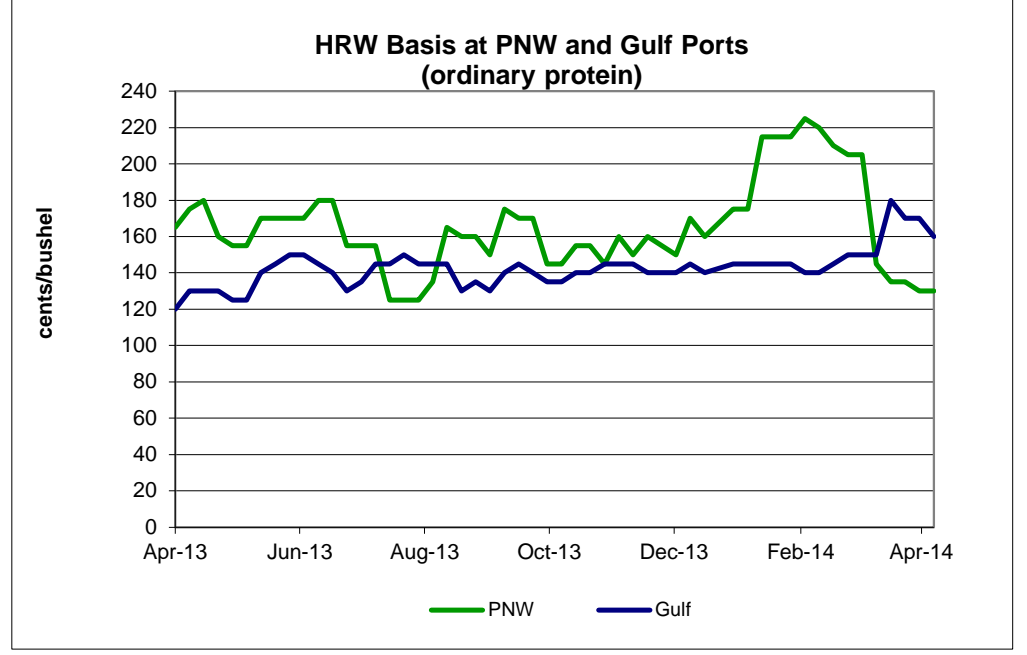
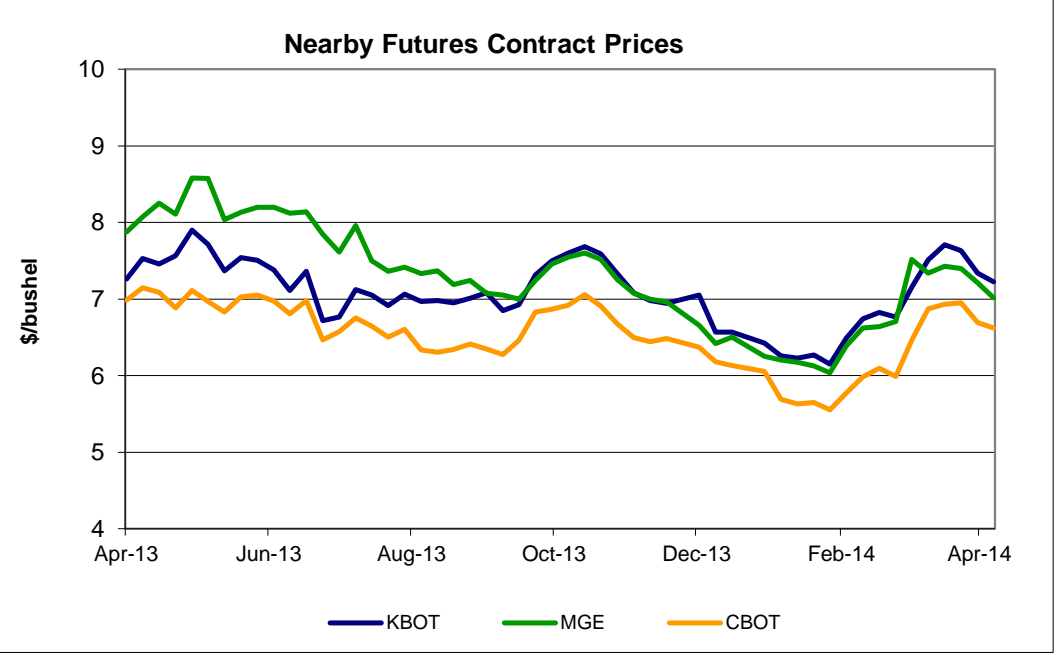


The weekly prices as reported by U.S. Wheat Associates are compiled through research from numerous market sources, including U.S. wheat exporters of all classes from various U.S. ports. The prices reported are representative of the value of number two grade and the proteins indicated. They are not intended to represent offers nor should importers of U.S. wheat rely upon them as such. Additional factors may alter these prices significantly. These factors may include:

- (1) payment terms (differing from cash against documents which are the terms used in the U.S. Wheat Associates price report);
- (2) various quality factors, and method of quality certification;
- (3) loading terms (USW prices represent Free on Board and do not include loading rate guarantees, stevedoring costs or other elevator tariff charges);
- (4) different delivery periods than indicated in monthly prices reported by U. S. Wheat Associates.

U.S. Wheat Associates recommends regular contact with exporters of U.S. wheat in order to receive offers representative of your requirements. These contracts would allow importers to review contract terms and better understand the U.S. grading system, role and function of the Federal Grain Inspection Service (FGIS).

Contact: For questions, please contact Casey Chumrau at (703) 650-0241 or cchumrau@uswheat.org.



Custom graphs of historic nearby cash prices may be accessed at:  
<http://www.uswheat.org/priceReports/nearbyCash>

Basis and cash prices for different delivery months are also available at:  
<http://www.uswheat.org/priceReports/deliverymonth>

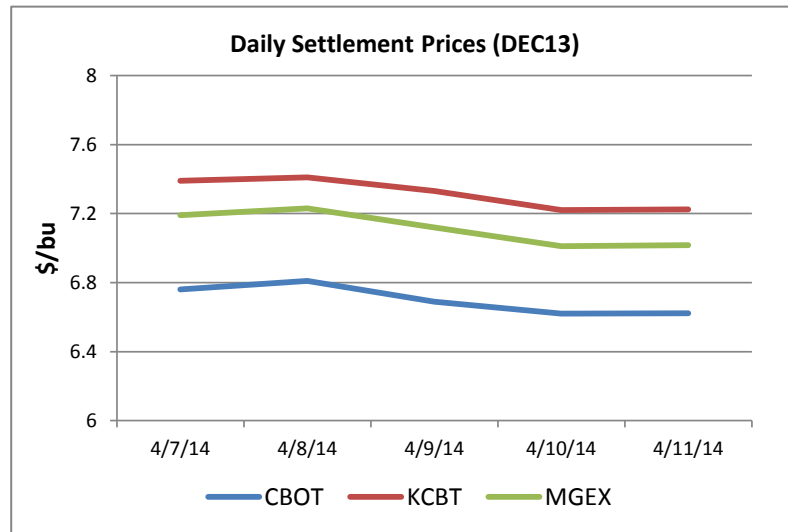


# U.S. Wheat Associates

## Weekly Price Report

April 11, 2014

### Highlights:



\* Wheat futures closed lower this week on a bearish USDA report and disappointing export sales. Futures started the week higher when forecasts for rain last weekend failed to materialize in many of the driest parts of the U.S. Plains. New forecasts for rain this weekend pushed prices lower on Thursday. USDA increased both global and U.S. ending stocks in the WASDE update on Wednesday, pushing futures lower. CBOT May wheat fell 8 cents to \$6.62/bu, KCBT lost 11 cents to \$7.23/bu and MGEX closed 20 cents lower at \$7.02/bu. CBOT May corn closed the week one cent lower at \$5.01/bu and CBOT May soybeans added 9 cents to \$14.82/bu.

\* In its monthly WASDE report, USDA increased estimated global ending stocks by 2.87 MMT to 187 MMT due to lower feed use and lower Chinese import demand. USDA increased U.S. ending stocks by an estimated 68,000 MT to 15.9 MMT, also on lower feed demand.

\* In its first crop progress report of the year on Tuesday, USDA rated 35% of winter wheat as in good or excellent condition, compared to 36% at this time last year. USDA rated 29% of the crop as poor or very poor, compared to 30% last year.

\* USDA reported weekly export sales of 41,800 MT for delivery during 2013/2014, a marketing-year low and well below trade expectations for 250,000 to 375,000 MT. Total known outstanding sales and accumulated exports through April 3, 2014 are 30.3 MMT, up from 25.7 MMT last year at this time.

\* The Baltic Panamax Index fell from 822 last week to 782.

\* The US Dollar Index decreased from 80.56 last week to 79.52.

